

IN-ROOM EXPERIENCE

AI Producer & Teams Premium

HOW TO

To get a better in-room experience, the shared display functionality together with “Manage what attendees see” view in the presenter meeting lets the producer select what is shown on the in-room monitors in for example an auditorium.

- ✓ The Presenter meeting is the meeting we use to run the production. This meeting will be used to run the AI Producer production and will include all remote presenters, moderators and producers.
- ✓ A destination is needed, and this is where the remote viewers will watch the broadcast.
- ✓ A Remote presenter is a presenter who will connect to the presenter meeting and some time during the production be shown on screen.
- ✓ The Producer will be assigned producer in the AI Producer application and should be added as a co-organizer to the presenter meeting.
- ✓ The shared display function in Teams lets the user display the Teams meeting on the in-room monitors without showing distracting parts of the Teams UI.
- ✓ The “Manage what attendees see” is a Teams feature that requires a Teams Premium license for the organizer of the Presenter meeting

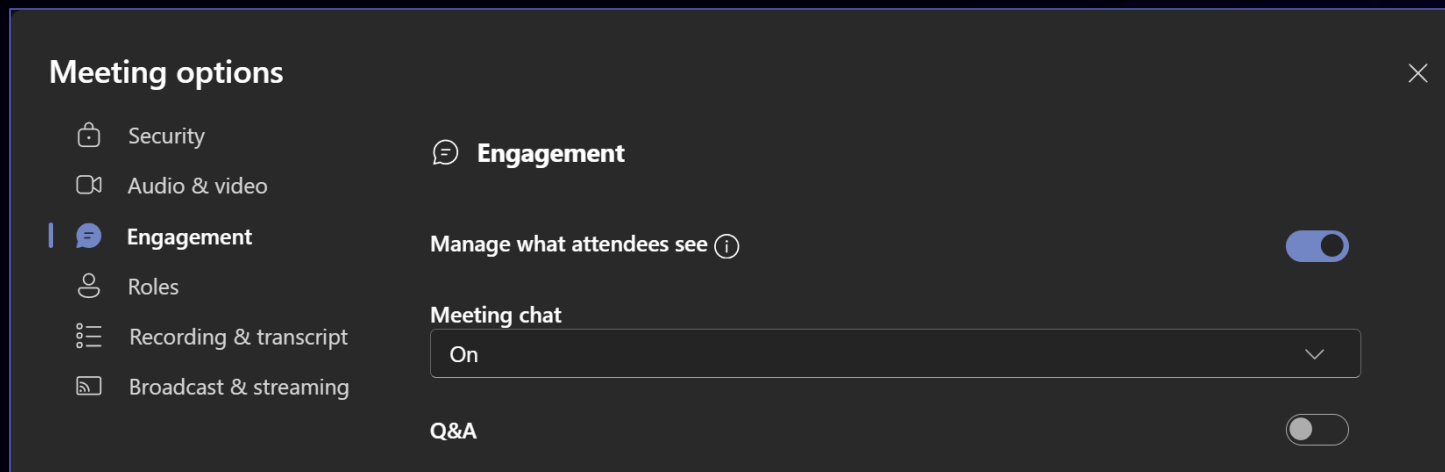
SET UP

- ✓ 1 production PC, running Teams and where the producer connects cameras and the in-room audio. This PC should be joining the presenter meeting.
- ✓ 1 in-room experience PC, running Teams connected to the in-room monitors and will connect to the presenter meeting. This PC needs a separate Teams user. Mute the microphone and speakers on this one.

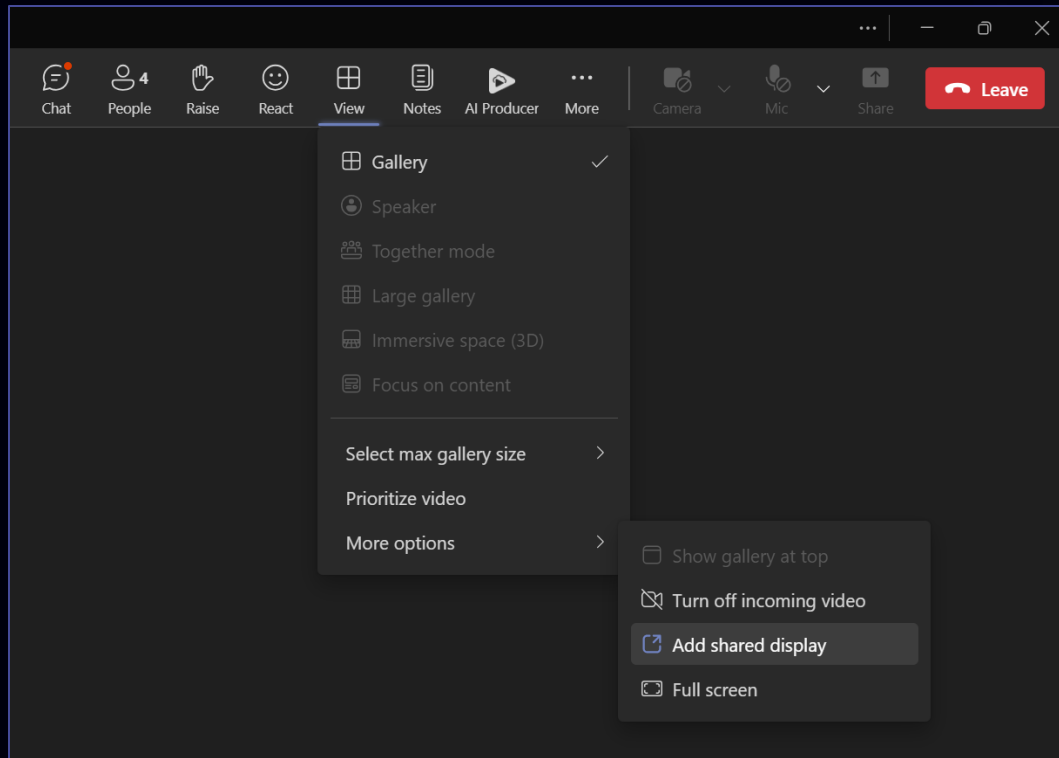
To get the best experience, the organizer of the presenter meeting need to have a Teams Premium to be able to utilize Manage what attendees see, this will enable the producer to control what is shown in the in-room monitors.

HOW TO SET IT UP

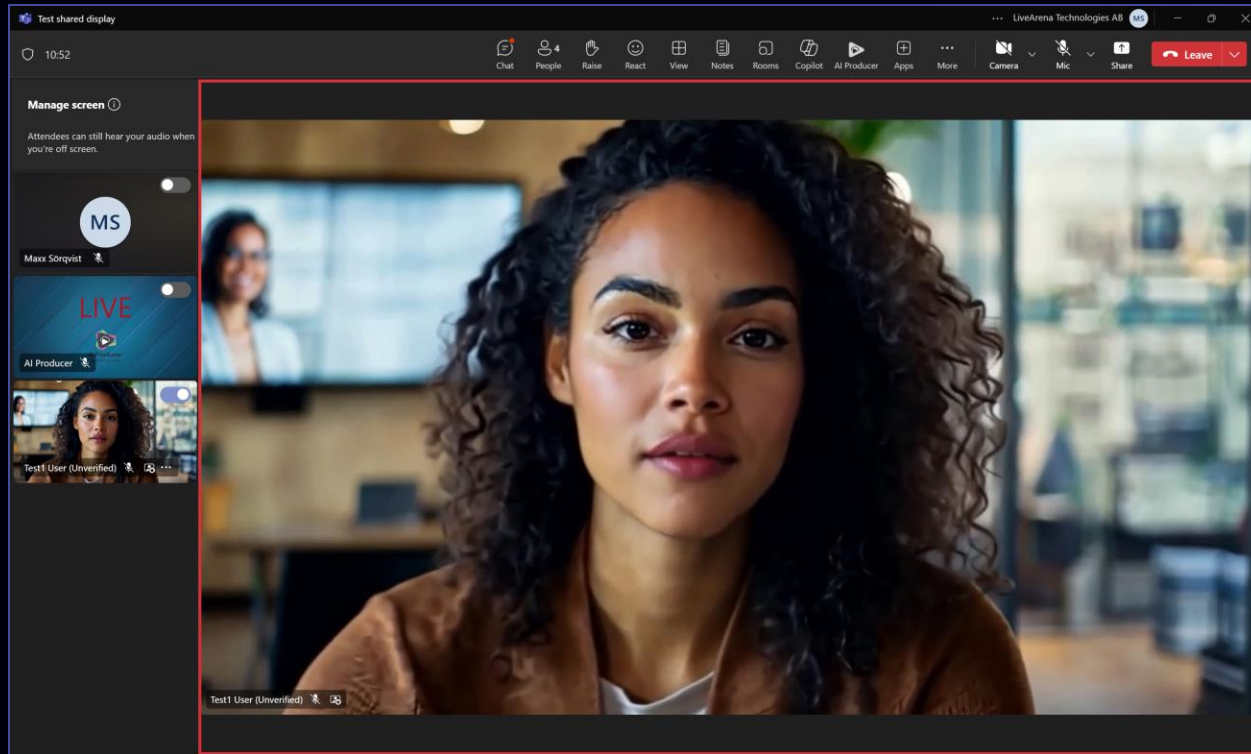
1. Connect the in-room audio and cameras to the production PC and join the presenter meeting.
2. Enable “Manage what attendees see” in the presenter meeting



3. On the in-room experience PC, join the presenter meeting and open the shared display view. Make it full screen and display it on the in-room monitors. The in-room experience PC user should be invited as an attendee to the presenter meeting.



4. The producer can then manage what will be displayed on the in-room monitors by bringing the source they want to display "on screen".



5. Anyone that have joined the presenter meeting (producers or presenters) can share the screen in the meeting.



6. When playing videos, for the best in-room experience it is best to only have "AI Producer" on-screen in the "Manage what attendees see".

